

# Adobe InDesign CS4 PDF Settings

Revised: 04.02.10

Export Adobe PDF

Adobe PDF Preset: [High Quality Print] (modified)

Standard: None      Compatibility: Acrobat 7 (PDF 1.6)

**General**

Compression  
Marks and Bleeds  
Output  
Advanced  
Security  
Summary

**General**

Description: [Based on '[High Quality Print]'] Use these settings to create Adobe PDF documents for quality printing on desktop printers and proofers. Created PDF documents can be opened with Acrobat and Adobe Reader 5.0 and later.

**Pages**

All  
 Range: 1  
 Spreads

**Options**

Embed Page Thumbnails       View PDF after Exporting  
 Optimize for Fast Web View       Create Acrobat Layers  
 Create Tagged PDF  
Export Layers: Visible & Printable Layers

**Include**

Bookmarks       Non-Printing Objects  
 Hyperlinks       Interactive Elements  
 Visible Guides and Grids      Multimedia: Use Object Settings

Save Preset...      Cancel      Export

## Export Adobe PDF

Adobe PDF Preset: [High Quality Print] (modified)

Standard: None

Compatibility: Acrobat 7 (PDF 1.6)

General

Compression

Marks and Bleeds

Output

Advanced

Security

Summary

### Compression

#### Color Images

Bicubic Downsampling to 300 pixels per inch

for images above: 325 pixels per inch

Compression: Automatic (JPEG) Tile Size: 128

Image Quality: Maximum

#### Grayscale Images

Bicubic Downsampling to 300 pixels per inch

for images above: 325 pixels per inch

Compression: Automatic (JPEG) Tile Size: 128

Image Quality: Maximum

#### Monochrome Images

Bicubic Downsampling to 1200 pixels per inch

for images above: 1250 pixels per inch

Compression: CCITT Group 4

Compress Text and Line Art

Crop Image Data to Frames

Save Preset...

Cancel

Export

Export Adobe PDF

Adobe PDF Preset: [High Quality Print] (modified)

Standard: None

Compatibility: Acrobat 7 (PDF 1.6)

General

Compression

Marks and Bleeds

Output

Advanced

Security

Summary

Marks and Bleeds

Marks

All Printer's Marks

Type: Default

Crop Marks

Weight: 0.25 pt

Bleed Marks

Offset: 0.25 in

Registration Marks

Color Bars

Page Information

Bleed and Slug

Use Document Bleed Settings

Bleed:

Top: 0.125 in

Left: 0.125 in

Bottom: 0.125 in

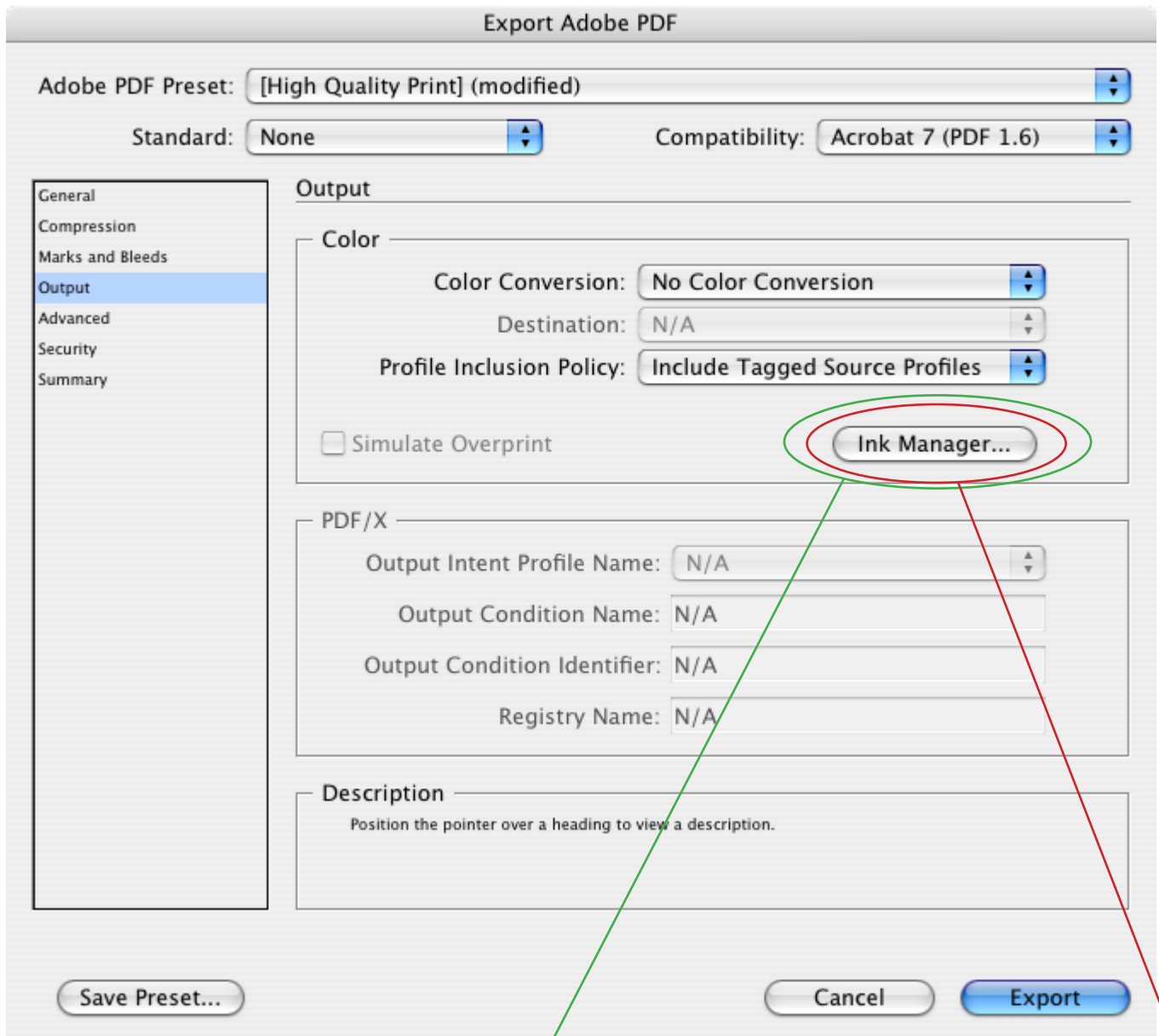
Right: 0.125 in

Include Slug Area

Save Preset...

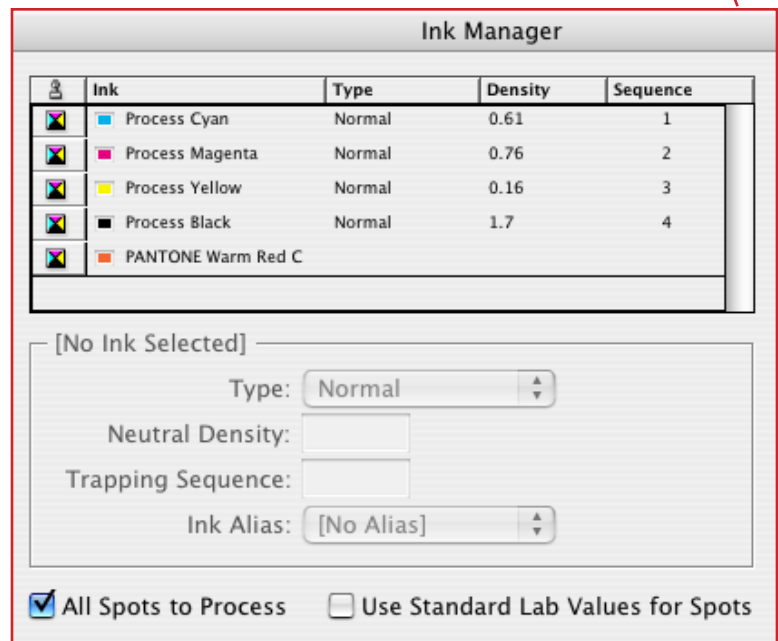
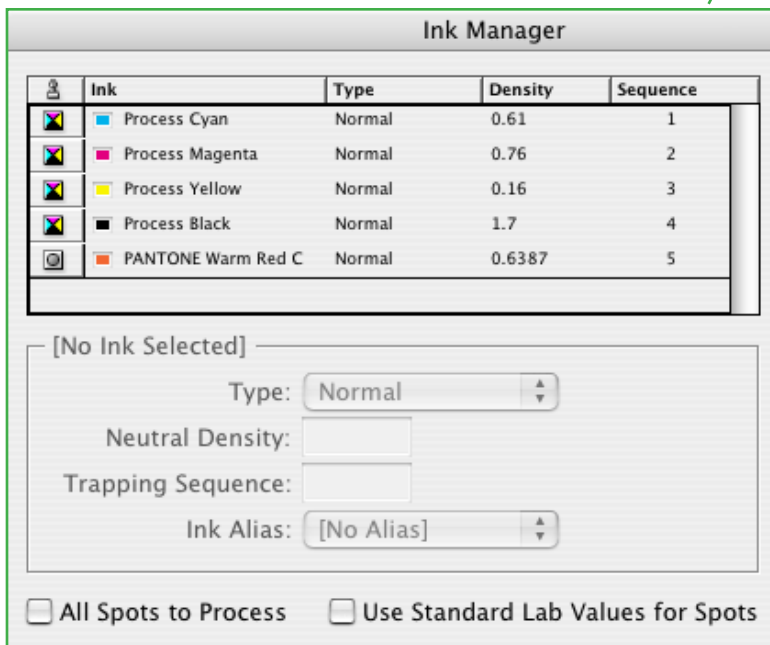
Cancel

Export



**TO PRESERVE SPOT COLORS:**

**TO CONVERT TO PROCESS:**



## Export Adobe PDF

Adobe PDF Preset: [High Quality Print] (modified) ▾

Standard: None ▾

Compatibility: Acrobat 7 (PDF 1.6) ▾

General

Compression

Marks and Bleeds

Output

Advanced

Security

Summary

### Advanced

#### Fonts

Subset fonts when percent of characters used is less than:



All fonts with appropriate embedding bits will be embedded.

#### OPI

Omit for OPI:  EPS  PDF  Bitmap Images

#### Transparency Flattener

Preset: [Medium Resolution] ▾

Ignore Spread Overrides

#### Job Definition Format (JDF)

Create JDF File Using Acrobat



Requires Adobe Acrobat 7.0 Professional or later to be installed. Checking this option automatically deselects the "Spreads" option in the General panel.

Save Preset...

Cancel

Export

## Export Adobe PDF

Adobe PDF Preset: [High Quality Print] (modified)

Standard: None

Compatibility: Acrobat 7 (PDF 1.6)

General

Compression

Marks and Bleeds

Output

Advanced

Security

Summary

### Security

Encryption Level: High (128-bit RC4) - Compatible with Acrobat 5 and Later

#### Document Open Password

Require a password to open the document

Document Open Password:

#### Permissions

Use a password to restrict printing, editing and other tasks

Permissions Password:

 This password is required to open the document in PDF editing applications.

Printing Allowed: High Resolution

Changes Allowed: Any except extracting pages

- Enable copying of text, images and other content
- Enable text access of screen reader devices for the visually impaired
- Enable plaintext metadata

Save Preset...

Cancel

Export